

Chromacryl®

MEDIUMS GUIDE



CHROMA
It's all about the paint.

Chromacryl®

MEDIUMS GUIDE




RETARDER

Chromacryl Retarder has been designed to stop paint drying quickly. If you add about 10% **Retarder** to your colour by volume, it will slow the drying time of your paint considerably. This product is also great for screenprinting and blending colours, particularly in fine detailed work. The best way to describe how retarder works is to say “Wet – Wet – Dry” meaning it stays wet for longer. It is a great product to use outdoors when you are working with acrylic paints as the paint will dry slower, giving you longer creative painting time.



Wet



Wet



Dry

Chromacryl®

MEDIUMS GUIDE



BINDER MEDIUM

Chroma has put a lot of time and effort into the manufacturing of our **Chromacryl** mediums. All our **Chromacryl** mediums work well with any **Chroma** paint. They can be used before the paint application, with the artwork production or after the finished artwork. **Chromacryl Binder Medium** is so versatile and has many uses. Opposite are six examples for you to use in your classroom.

PAPIER-MACHE

Chromacryl Binder Medium is a fantastic medium to use for papier-mache. It dries quickly and gives the paper artwork a well prepared matt finish for easy painting applications. Look at the product sampler and you will see how flat the layers of shredded paper are, giving the artwork a professional finish.

DECOUPAGE

This art form applies the same laying technique as Papier-Mache, only you are creating the patterned artwork as you adhere the paper cut-out pictures. **Chromacryl Binder Medium** allows you time to place the picture into its required position within your artwork. The added advantage of **Chromacryl Binder Medium** is that it dries to a very clear finish to enhance your pictures and give them clarity.

PAPER PULP ART

Chromacryl Binder Medium can be used to make a very fine paper pulp to create wonderful 3D artworks. This medium also has an excellent adhesive advantage that bonds the paper pulp to your artwork with ease. The binder medium also primes the paper pulp and prepares your artwork for an application of any paint product from the **Chroma** range.


FABRIC ART

Chromacryl Binder Medium allows you to adhere any fabric to your artwork without air bubbles and leaves the fabric with a firm hard surface ready for painting. You can also create stiff fabric bags to make for Mother's Day cards or Easter gift ideas, etc.

PAPER ART COLLAGE

Chromacryl Binder Medium is fabulous to use for collage work to glue paper or fabrics to the artwork. It dries clear and can be tinted with **Chromacryl Student Acrylic**, **Chroma School Acrylic Colour** or **Chroma Kidz Colours** to create vibrant colour magic with a shiny finish.

Papier Mache



Decoupage



Paper Pulp Art



Fabric Art



Binder Tinted



Dries Clear



Paper Art

Chromacryl®

MEDIUMS GUIDE



IMPASTO GEL MEDIUM

HEAVY COLLAGE ITEMS

Chromacryl Impasto Gel is a great adhesive to attach heavy items to your artwork. Examples of these are rocks, shells, timber, bark, wooden craft sticks, paddle pop sticks, timber pegs and fabric, etc.

DRIES CLEAR

Chromacryl Impasto Gel dries clear or can be mixed with any **Chroma** paint. It has a milky appearance when it is applied and as it dries, it clears. Create waterfalls in your artwork with **Chromacryl Impasto Gel** or use it for a lesson on weather.

WET-DRY-FLEXIBLE

Use **Chromacryl Impasto Gel** wet to create a flexible artwork. Whilst it is still wet, create texture and patterns with a pallet knife. When it is dry, apply any paint from the **Chroma** paint range.

CREATE AN OIL PAINT

You can use **Chromacryl Impasto Gel** as an additive to any of the **Chroma** paints to make a glaze, giving the paint the appearance of an oil paint.

REFLECTED LIGHT & STENCILLING

Chromacryl Impasto Gel can create the illusion of light in your artwork. It gives the artwork a glazed shine, which adds life to your painting such as water, sunlight, moonlight or glass, etc. Create stencils with **Chromacryl Impasto Gel** or use it for stamping when mixed with **Chroma** paints as an ink glaze.

MIXED MEDIA

Chromacryl Impasto Gel is great to use for collage work or mixed media. It dries clear and this gives you many opportunities to create different uses within your artwork. You can adhere paper, fabric, sand, seeds, rice, wooden craft sticks or netting to any work of art.

SCRAPBOOKING & EMBELLISHMENTS

Because **Chromacryl Impasto Gel** dries clear, it is a great medium to use for scrapbooking projects or craft embellishments. A very unique quality of the impasto gel is that it holds firm as you embellish your project, allowing you time to move or replace the item if necessary.

An artwork featuring a collage of various materials including sand, small shells, and dried starfish, mounted on a blue background with a yellow sun-like shape in the top left corner.

Heavy Collage

A rectangular piece of white, translucent material, possibly a dried paper or fabric, mounted on a bright pink background.

Dries Clear

An artwork depicting a blue, wavy, textured form, possibly representing water or a cloud, created using cotton wool and mounted on a light blue background.

Creating Form Using Cotton Wool

An artwork featuring a green, textured, fish-like form with a black eye, mounted on an orange background.

Wet-Dry-Flexible

An artwork featuring a white, textured, lighthouse-like form with a red band, mounted on a blue background with a yellow sun-like shape in the top left corner.

Reflects Light

An artwork featuring a white, textured, lighthouse-like form with a red band, mounted on a green background with a yellow sun-like shape in the top left corner. The artwork is embellished with small shells and dried starfish.

Embellish

Chromacryl®

MEDIUMS GUIDE



GESSO PRIMER

PREPARING YOUR SURFACE

You can see the difference between an artwork that has been primed properly, compared to one that has not been primed. Paintings on canvas, board, paper or any other material, display the vibrant true colours of any paint when it has been primed with **Chromacryl Gesso Primer**.

LACE SURFACE

Prime your canvas or board with **Chromacryl Gesso Primer** then cover with fine white lace, allow to dry for a while and then coat again with **Chromacryl Gesso Primer**.



PAPER PULP ART PRIMER

Use **Chromacryl Gesso Primer** to prime paper pulp art. It creates a great surface on which to apply paint.



PRIME PAPIER-MACHE PROJECTS


You can prime papier-mache projects after they are dry to create a fine tooth surface to paint on. It also gives the papier-mache project a firmer body to work with and strengthens the artwork.




Without Gesso



Primed With Gesso




Paper Pulp Primer



Lace Surface



Primed Papier Mache



Papier Mache

Primed Papier Mache With Colour



Chromacryl®

MEDIUMS GUIDE



TEXTURE PASTE

TEXTURE CARVING

Use **Chromacryl Texture Paste** to create carved paintings. It is great for multicultural paintings. Smear the paste in an even coat over the canvas, then create your carved artwork whilst it is still wet.

HEAVY COLLAGE

Chromacryl Texture Paste can be used to adhere heavy collage items to your artwork.

3D ARTWORK

You can create 3D paintings with the texture paste by applying it to your drawings and allow it to dry. You can even add any of the **Chroma** paint products to the texture paste to create a 3D coloured paste.

CREATING FORM

Use cotton wool with the texture paste to create more depth and for large areas that you want to cover. Use **Chromacryl Texture Paste** to adhere the cotton wool onto the canvas, allow it to dry for a short time, then apply the texture paste over the cotton wool with a palette knife.



Use Texture paste with cotton bandages to create sculptures.

SCULPTURES

Use **Chromacryl Texture Paste** with cotton bandages and newspaper to create wonderful sculptures. Make an art form out of wire and wrap newspapers around it with masking tape. Wrap the art form with cotton bandages and cover with **Chromacryl Texture Paste**.

STENCILLING

Place the stencil onto the canvas and smear **Chromacryl Texture Paste** over it. Lift the stencil up slowly, leaving a texture paste form to paint over.



Sculptures can be over-painted with Chromacryl.



Texture Carving



Heavy Collage



3D Art



Creating Form



Using Texture Paset

With Cotton Bandages



Stencil

Chromacryl®

MEDIUMS GUIDE



CLEAR GEL MEDIUM

PAINT EXTENDER

Use for artworks that require you to extend your paint further. It is also a great medium for glazing techniques.

MONOPRINTING

This is a very good medium to use for monoprinting. Try the simple lesson below in your classroom to introduce the children to monoprinting.


Monoprinting Lesson

- Mix **Chromacryl Clear Gel Medium** into your **Chroma** paints (any **Chroma** paint)
- Give the children a plastic plate and ask them to paint on the bottom of it.
- Ask the children to lay a piece of paper over their artwork and pull it off.
- This creates a print of their own artwork. You can also ask the children to draw on the back of the paper when it is on the plastic plate, to create a scratched inlaid print.
- This is a great lesson to introduce children to the art of printing.

TRANSPARENT GLAZING

You can achieve transparent glazing techniques with **Chromacryl Clear Gel Medium**. Simply paint on a layer of **Chromacryl Clear Gel Medium** over the completed artwork for a great finished quality.

Transparent Glazing



Monoprinting



Dries Clear




Painting Release Agent



Stamping



Screen Printing



Chromacryl®

MEDIUMS GUIDE



TEXTILE MEDIUM

STRETCH MATERIALS

Chromacryl Textile Medium is great to use on T-shirts for printing or free-hand painting.

COTTON FABRICS

Buy calico bags for library bags so that the children can paint their own bags. These bags will encourage children to take out and protect the school's library books.



HEAT SET AND PERMANENT

Once you have heat set your artwork, it is permanently fixed to the fabric.

Mix Textile Medium with Chromacryl Waterproof Drawing Ink to stamp pictures onto T-shirts.

STAMPING

You can even stamp pictures onto fabrics with **Chromacryl Textile Medium**.

SCREEN PRINTING

Chromacryl Textile Medium can be used for screen printing as it gives the paint an even textured print.

APPLIQUÉ

Paint flowers, etc., onto fabric, allow to dry and cut them out. Sew your cut-out flowers onto a different textured fabric or paste onto cards to create appliquéd cards and pillows, etc.

Cotton



Stretch Material



Free Hand



Stamping



Heat Set Permanent



Chromacryl®

MEDIUMS GUIDE



WATERPROOF DRAWING INK

CREATING A SILHOUETTE PAINTING

Draw a picture using **Chromacryl Waterproof Drawing Ink** to create shadows around the picture to give them depth.

A silhouette picture is an outline of an object seen against light. The ink creates the dark background making the white picture stand out, which then creates the impression of light.



CALLIGRAPHY

Chromacryl Waterproof Drawing Ink can be loaded into an ink pen to use for calligraphy. Calligraphy is an artistic form of writing that dates back over a 100 years.

HAND AND FINGER PRINTS

Every person has their own fingerprints and you can create great educational lessons around hand or finger printing. You can also print children's hand prints on Mother's Day cards or on fabric for a great gift idea.



INK PAINTINGS

Draw a picture and use **Chromacryl Waterproof Drawing Ink** to outline the ink painting and fill in some areas to create depth in the artwork.

STAMPING ON T-SHIRTS

Use **Chromacryl Waterproof Drawing Ink** to stamp pictures onto T-shirts for great black and white images. Add **Chromacryl Textile Medium** to the ink to create fabric friendly ink. Simply follow directions for fabric printing on the **Chromacryl Textile Medium** bottle.

Mix Textile Medium with Chromacryl Waterproof Drawing Ink to stamp pictures onto T-shirts.

Calligraphy

The Art of Education
Calligraphy

Silhouette Painting



Today I give you
my hand

Hand & Finger Prints



Stamping



The Art of Education

Chromacryl®

MEDIUMS GUIDE



WATERBASED FINISHING VARNISH

This varnish can be used for decoupage, scrapbooking or to give any artwork a protective gloss finish. It dries clear as well as protecting and sealing your finished artwork. **Chromacryl Waterbased Finishing Varnish** is durable and non-tacky, enhancing the colours in your artwork. This varnish is also heat resistant which helps to keep your artwork safe from light and air changes.

PAINTING MEDIUM/VARNISH

This is the most versatile **Chromacryl** medium giving good colour saturation, which is ideal for protecting and enriching finished artworks. It helps acrylic paint hold its brilliant, vibrant colour when applied over dried paint.




Decoupage



Brings colours to life



Decoupage



Scrapbooking



Dries Clear



Gloss Finish

Protects Artwork